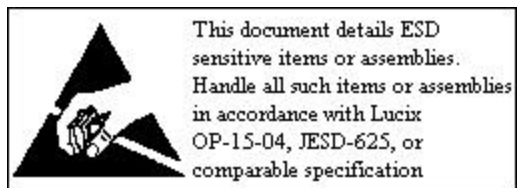
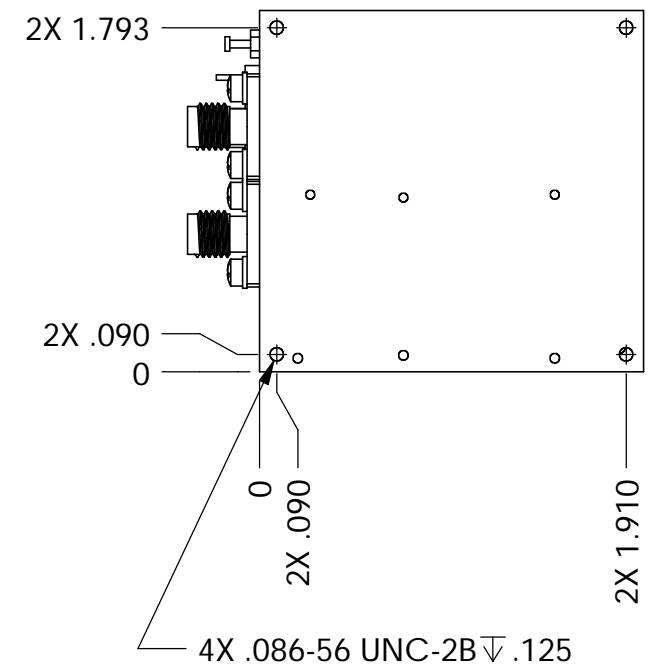
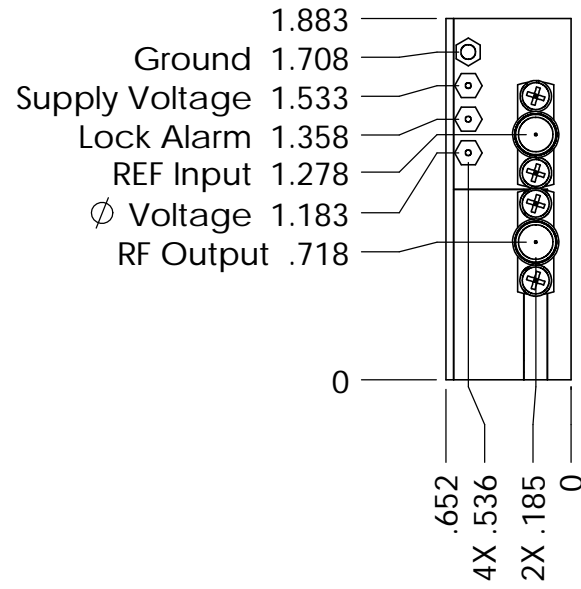
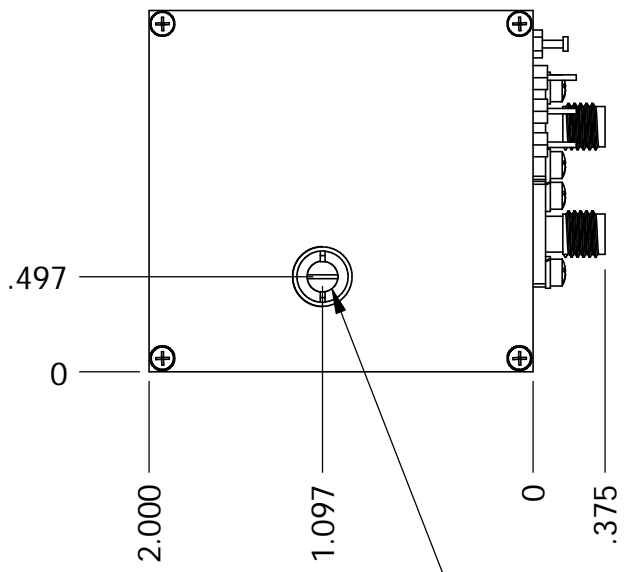


NOTES:

- 1) Ground, Supply Voltage, Lock Alarm, and ϕ Voltage are solderable terminals.
- 2) REF Monitor is field replaceable SMA female.
- 3) RF Output freq RF Output connector
 $f > 24\text{GHz}$ 2.92mm female
 $f < 24\text{GHz}$ SMA female
- 4) Dimensions are subject to change in the interest of improved product performance

DATE	REVISION	CHANGES	APPROVED
9/11/03	2	CHANGED FREQ RANGE	BB
4/28/04	3	CHANGED FREQ RANGE	BB



UNLESS OTHERWISE SPECIFIED DIMENSIONS ARE IN INCHES TOLERANCES ARE: FRACTIONS DECIMALS ANGLES $\pm .010$ $\pm .01$	CAD GENERATED DRAWING, DO NOT MANUALLY UPDATE		Lucix Corporation ALL INFORMATION CONTAINED IN THIS DRAWING IS THE SOLE PROPERTY OF THE LUCIX CORPORATION. Outline, 1-16, 24-32GHz ERDRO
	APPROVALS	DATE	
	DRAWN B.Bufford CHECKED	5/12/03	
	RESP ENG B.Bufford MFG ENG	5/12/03	
MATERIAL	n/a		SIZE A DWG. NO. 4CD027-1 REV. 3
FINISH	n/a		
DO NOT SCALE DRAWING	QUAL ENG		SCALE 1:1 CAD FILE: OL_8_14_ERDRO_mmic SHEET 1 OF 1